



Dr. Bhasa Science

Sponsored by
The Science Foundation College
Uganda East Africa
Senior one to senior six

+256 778 633682 0753 143413

Based on, Best for Science

digitalteachers.co.ug



Nuture your dreams

SENIOR SIX TERM 1

TOPIC 3/6: GRAVITATION

Competency: The learner evaluates the effects of gravitation and its applications on objects both on earth and in space.

Kepler's Law of Planetary Motion

1. Planets revolve in elliptical orbits having the sun at one focus
2. Each planet revolve in such a way that the imaginary line joining it to the sun sweeps out equal areas in equal times
3. The squares of the periods of revolution of the planets are proportional to the cubes of their mean distances from the sun

Newton's law of gravitation

The force of attraction between two bodies is directly proportional to the product of their masses and inversely proportional to the squares of their distance apart.

Consider two bodies of mass M and m with a distance r apart

$$\text{Force, } F \propto \frac{Mm}{r^2}$$

$$F = G \frac{Mm}{r^2}$$

Where, G , is the universal gravitational constant.

$$G = \frac{Fr^2}{Mm} \text{ Nm}^2\text{kg}^{-1} \text{ or } \text{M}^3\text{kg}^{-1}\text{s}^{-2}$$

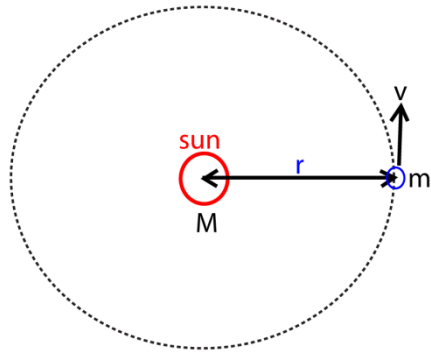
Numerical value of $G = 6.67 \times 10^{-11} \text{Nm}^2\text{kg}^{-2}$

Proof of Kepler's 3rd law

Consider a planet of mass m moves with speed v in a circle of radius r round the sun of

Please find free new curriculum notes, exams and marking guides on digitalteachers.co.ug website

mass M.



Gravitational attraction of the sun for the planet, $F = \frac{GMm}{r^2}$ (i)

The centripetal force keeping the planet in orbit, $F = \frac{mv^2}{r}$ (ii)

Equation (i) and (ii)

$$\frac{GMm}{r^2} = \frac{mv^2}{r}$$

$$v^2 = \frac{GM}{r} \dots\dots\dots (iii)$$

But period of revolution, $T = \frac{2\pi}{\omega}$

$$\omega = \frac{v}{r}$$

$$T = \frac{2\pi r}{v}$$

$$v = \frac{2\pi r}{T} \dots\dots\dots (iv)$$

Equation (iii) and (iv)

$$\left(\frac{2\pi r}{T}\right)^2 = \frac{GM}{r}$$

$$T^2 = \frac{4\pi^2 r^3}{Gm}$$

Since G, m, π are constant, then, $T^2 \propto r^3$ which verifies Kepler's 3rd law

Mass and density of the earth

For a body of mass, m, on the earth's surface, the force of gravity acting on it is given by $F = mg$

The earth of mass M and radius r is assumed to be spherical and uniform and thus its mass concentrated at its center. The force of attraction on the earth on the body is given by

$$F = \frac{GMm}{r_e^2}$$

$$\frac{GMm}{r_e^2} = mg$$

$$M = \frac{gr_e^2}{G} = \frac{9.81 \times (6.4 \times 10^6)^2}{6.7 \times 10^{-11}} \text{ since } r_e = 6400\text{km or } 6.4 \times 10^6\text{m}$$

$$= 6 \times 10^{24}\text{kg}$$

Density

Since the earth is spherical

$$\text{Density} = \frac{\text{mass}}{\text{volume}} = \frac{6 \times 10^{24}}{\frac{4}{3}\pi r_e^3} = \frac{6 \times 10^{24}}{\frac{4}{3} \times 3.14 \times (6.4 \times 10^6)^2} = 5500\text{kgm}^3$$

Mass of the sun

Consider the earth of mass m revolving round the sun of Mass, M at a distance r from the sun

Centripetal force on the earth

$$F = \frac{mv^2}{r}$$

$$v = \omega r$$

$$F = m\omega^2 r$$

$$\text{but } \omega = \frac{2\pi}{T}$$

$$F = \frac{4m\pi^2 r}{T^2} \dots\dots\dots (i)$$

Force of attraction between the earth and the sun is

$$F = \frac{GMm}{r^2} \dots\dots\dots (ii)$$

Equation (i) and (ii)

$$\frac{GMm}{r^2} = \frac{4m\pi^2 r}{T^2}$$

$$M = \frac{4\pi^2 r^3}{GT^2}$$

$$T = 1\text{year} = 365 \times 60 \times 60 = 31, 536, 000\text{s,}$$

$$G = 6.67 \times 10^{-11}\text{Nm}^2\text{kg,}$$

$$r = 150 \times 10^6\text{km} = 1.5 \times 10^{11}\text{m}$$

$$M = \frac{4\pi^2(1.5 \times 10^{11})^3}{6.67 \times 10^{-11} \times (31536000)^2} = 2 \times 10^{30}\text{kg}$$

Assumptions

Please find free new curriculum notes, exams and marking guides on digitlteachers.co.ug website

- (i) The sun is stationary
- (ii) The earth is spherical

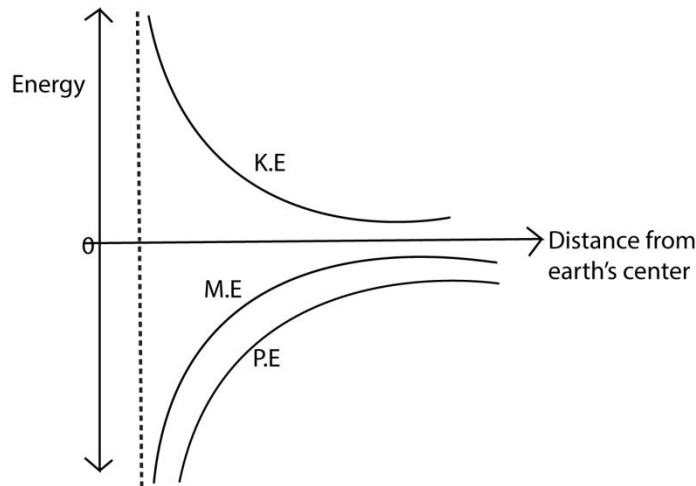
Example 1

State the effect of frictional forces on the motion of an earth satellite against distance from the earth's center.

Solution

The mechanical energy of a satellite decreases, potential energy decrease, kinetic energy increases. The velocity of the satellite increase while the the radius of the orbit decrease and satellite may burn if no precaution are taken.

A graph showing the variation of energy of a satellite against distance from the earth's center.

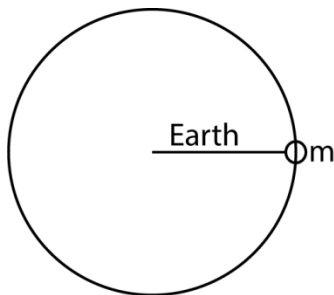


Escape velocity

This is the vertical velocity that should be given to a body at the surface of a planet so that it just escapes from gravitational attraction of the planet.

Derivation

Consider a body or a rocket of mass, m , fired from the earth's surface such that it escapes from the gravitational influence of the earth. However, it requires a certain velocity to escape.



At the surface

$$\text{K.E} = \frac{1}{2}mv^2$$

$$\text{P.E} = -\frac{GM_em}{r_e}$$

When the rocket escapes is at infinity, $M_e = 0$

By conservational of momentum

$$\frac{1}{2}mv^2 - \frac{GM_em}{r_e} = 0$$

$$v^2 = \frac{2GM_e}{r_e}$$

$$v = \sqrt{\frac{2GM_e}{r_e}}$$

This shows that the escape velocity is independent of the mass of the body.

Example 2

Explain why the moon has no atmospheres yet the sun has

Solution

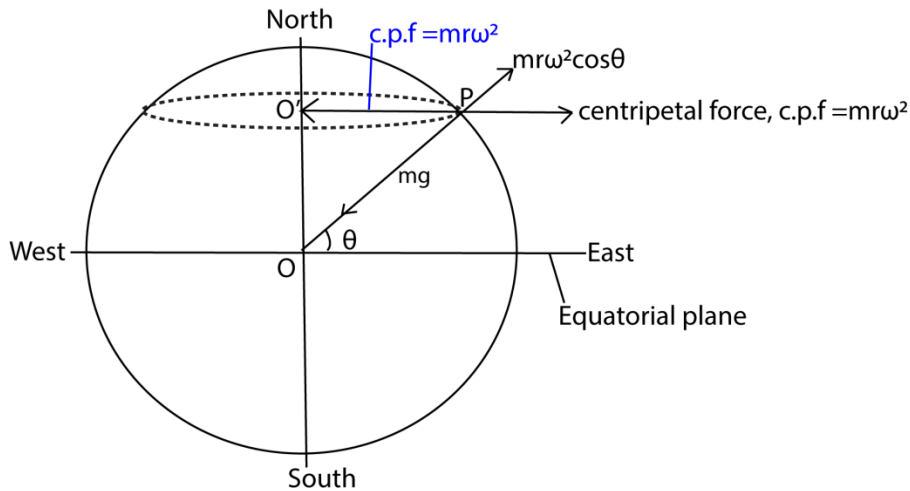
This is because the gravitational attraction at the moon is too weak to hold the gases due to its small mass and as a results, the gases escape leaving the moon without atmospheres.

Variation of acceleration due to gravity, g , with latitude

The acceleration due to gravity, g , varies over the earth because the earth is elliptical, with the polar radius, $b = 6.357 \times 10^6\text{m}$ and the equatorial radius, $a = 6.378 \times 10^7\text{m}$, hence as one moves from the equator to the poles the distance of the point on the surface of the earth from the centre of the earth decreases. Hence the acceleration due to gravity or attraction of the body towards the center increases. (note that force of attraction due to gravity at a place inversely proportional to the distance of the point from the center of the earth squared)

The latitude of a point is the angle θ between the equatorial plane and the line joining that point to the center of the earth. Latitude of the equator is 0° and that of the pole is 90° .

Consider a body of mass, m , at point P with latitude θ as shown on the surface of the earth and g_θ be the acceleration due to gravity at P.



OP = R = radius of the earth
 O'P = r = distance of P from the axis of the Earth

Due to rotation motions of the earth about its axis P experiences a centripetal force given by $m\omega^2 r$

Resolving the centripetal force into two rectangular component, its component along the radius of the earth = $m\omega^2 r \cos\theta$

Also, the body is acted on by two forces; its weight acting towards the center of the earth and the component, $m\omega^2 r \cos\theta$ acting radially outwards.

The difference in between the the two forces is the weight of the body at that point at that point

$$mg_\theta = mg - m\omega^2 r \cos\theta \dots\dots\dots (i)$$

$$\text{But } \cos\theta \frac{O'P}{OP} = \frac{r}{R}$$

$$\therefore r = R \cos\theta \dots\dots\dots (ii)$$

Substituting equation (ii) in (i)

$$mg_\theta = mg - m(R \cos\theta)\omega^2 \cos\theta$$

$$g_\theta = g - R\omega^2 \cos^2\theta$$

This is the expression for acceleration due to gravity at point P on the earth's surface having latitude θ .

At equator $\theta = 0^\circ$, hence g_θ is minimum. At the pole $\theta = 90^\circ$, hence, g_θ is maximum.

Example 3

What is the weight of a body of mass 1000kg on the earth at

- (a) Equator
- (b) Pole
- (c) Latitude of 300 (Radius of the earth, R = 6400km, acceleration due to gravity, g = 9.81ms⁻²)

Solution

Period of the earth, T = 24 x 60 x 60s

Angular velocity of earth, $\omega = \frac{2\pi}{T} = \frac{2 \times 3.14}{24 \times 60 \times 60} = 7.273 \times 10^{-5} \text{ rads}^{-1}$

The weight of a body W_θ = latitude θ is given by

$$W_{\theta} = m(g - R\omega^2\cos^2\theta)$$

- (a) At the equator θ = 0°
 $W_0 = 1000[9.81 - 6.4 \times 10^6(7.273 \times 10^{-5})^2\cos^2 0]$
 = 9776.15N
- (b) At the pole θ = 90°
 $W_0 = 1000[9.81 - 6.4 \times 10^6(7.273 \times 10^{-5})^2\cos^2 90]$
 = 9810N
- (c) At the latitude where θ = 30°
 $W_0 = 1000[9.81 - 6.4 \times 10^6(7.273 \times 10^{-5})^2\cos^2 30]$
 = 9784.61N

Variation of acceleration to gravity due to depth

From $mg = \frac{GMm}{R^2}$

$$g = \frac{GM}{R^2} \dots\dots\dots (i)$$

where M is the mass of the earth.

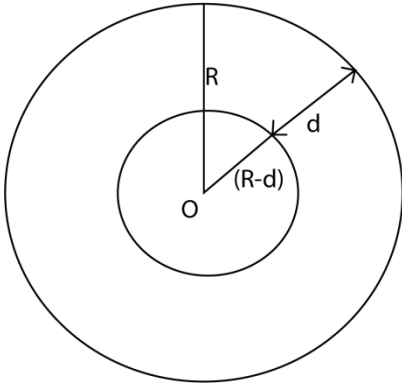
But M = volume x density, ρ, of the earth’s material

$$M = \frac{4}{3}\pi R^3 \times \rho \dots\dots\dots (ii)$$

Substituting (ii) in (i)

$$g = \frac{G}{R^2} \times \frac{4}{3}\pi R^3 \times \rho$$

$$= \frac{4}{3}G\pi R\rho \dots\dots\dots (iii)$$



When the body is a distance, d , below the earth's surface, the acceleration due to gravity, g_d is given by

$$g_d = \frac{4}{3} G\pi(R - d)\rho \dots\dots\dots(iv)$$

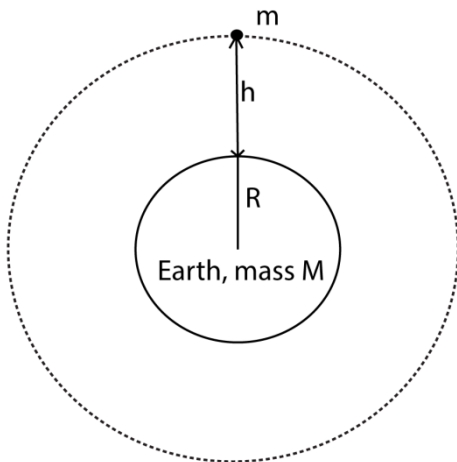
Dividing equation (iv) by (iii)

$$\frac{g_d}{g} = \frac{(R-d)}{R} \left[1 - \frac{d}{R}\right]$$

$$g_d = g \frac{(R-d)}{R} \left[1 - \frac{d}{R}\right]$$

The expression shows that acceleration due to gravity reduces as depth, d , increases toward the earth's center. At the center $d = R$, hence acceleration due to gravity = 0.

Variation of acceleration due to gravity with altitude



We have

$$GM = R^2g \dots\dots\dots (i)$$

$$Gm = (R + h)^2g_h \dots\dots\dots(ii)$$

From (i) and (ii)

Please find free new curriculum notes, exams and marking guides on digitlteachers.co.ug website

$$R^2 g = (R + h)^2 g_h$$

$$\frac{g_h}{g} = \frac{R^2}{R^2 \left[1 + \frac{h}{R}\right]} = \left[1 + \frac{h}{R}\right]^{-2}$$

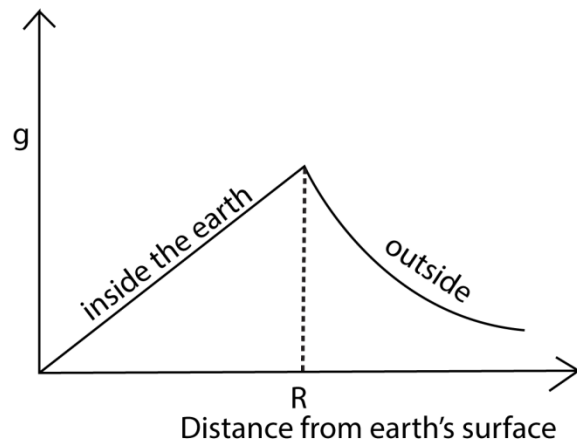
Expanding binomially and neglecting terms of higher powers of $\frac{h}{R}$ we get

$$\frac{g_h}{g} = \left[1 - \frac{2h}{R}\right]$$

$$g_h = g \left[1 - \frac{2h}{R}\right]$$

The expression shows that acceleration due to gravity decreases as h increases.

A graph of variation of acceleration due to gravity against the distance from earth's center



Example 3

At what height will a man's weight become half his weight on the surface of the earth? Take the radius of the earth as R.

Solution

$$\text{From } \frac{mg_h}{mg} = \left[\frac{R}{r}\right]^2$$

$$\frac{\frac{1}{2}w}{w} = \left[\frac{R}{r}\right]^2$$

$$\sqrt{\frac{1}{2}} = \frac{R}{r}$$

$$r = R\sqrt{2}$$

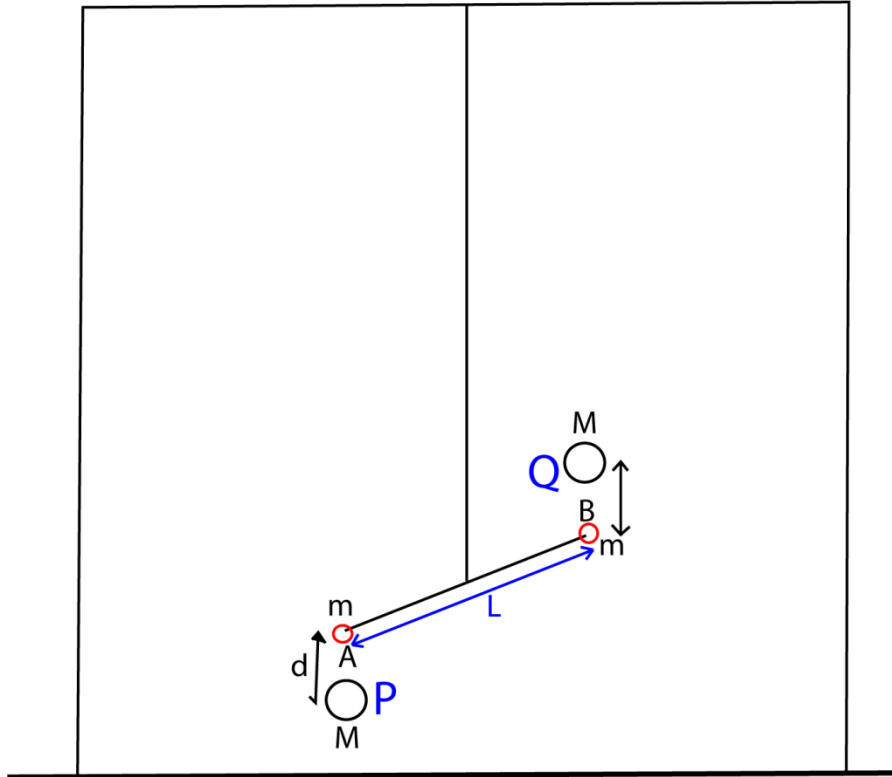
but $r = (R + h)$

Please find free new curriculum notes, exams and marking guides on digitlteachers.co.ug website

$$R + h = R\sqrt{2} = 1.414R$$

$$H = 0.414R$$

Determining gravitational constant



- Two equal lead spheres A and B each of mass, m , are attached to end of a bar AB of length, L .
- The bar AB is suspended from a ceiling.
- Large spheres P and Q are brought towards A and B respectively from the opposite side
- Large spheres P and Q altered small spheres A and B respectively by equal and opposite gravitational forces give rise to gravitational torque, F , which in turn twist the suspended through angle θ .
- A resting torque of the wire opposes the twisting of the wire from equilibrium position

Then

$$F = C\theta = \frac{GMm}{d^2}$$

$$G = \frac{C\theta d^2}{MmL}$$

Where

d = distance between the center of A and P or B and Q.

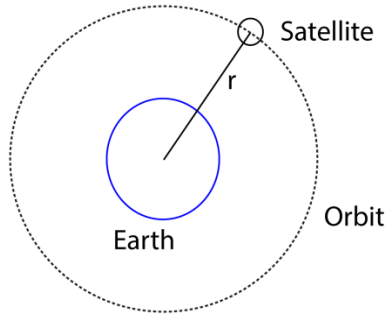
C = The twisting couple per unit twist ($\theta = 1$)

Please find free new curriculum notes, exams and marking guides on digitlteachers.co.ug website

Artificial satellite

It is a huge body that moves around a planet in an orbit due to the force of gravitation attraction. Satellite can be launched from the earth's surface to circle the earth. They are kept in their orbit by the gravitational attraction of the earth.

Consider a satellite of mass, m , moving around the earth of mass M in an orbit of radius, r .



$$\frac{mv^2}{r} = \frac{GMm}{r^2}$$

$$v = \sqrt{\frac{GM}{r}}$$

$$\text{But } T = \frac{2\pi r}{v}$$

$$T = 2\pi \sqrt{\frac{r^3}{GM}}$$

Parking orbital

A parking orbit is a path in space of a satellite which makes it appear to be in the same position relative to the observer at a point on the earth.

An object in a parking orbit has a period equal to the period of the earth's rotation about its axis. The direction of motion of the object in a parking orbit is in the same sense as the rotation of the earth about its axis.

The angular velocity of an object in its orbit is equal to that of the earth as it rotates about its axis. An object in a parking orbit is directly above the equator

Uses of parking orbits

Used in telecommunication

Disadvantage of parking orbits

Many geostationary satellites are required for efficient broad casting which makes very expensive.

Please find free new curriculum notes, exams and marking guides on digitlteachers.co.ug website

Communication can only occur provided there is no obstruction between the transmitter and the receiver.

Gravitational Potential energy

This is the work done in moving a body of mass m from infinity to a point in the earth's gravitational field.

$$F = \frac{-Gm}{r^2}$$

$$\Delta w = F\Delta r$$

Total work done in moving a mass m from infinity to a point from earth of mass, M is given by

$$\begin{aligned} \int \Delta w &= \int_{\infty}^r \frac{GMm}{r^2} \delta r \\ &= GMm \int_{\infty}^r \frac{dr}{r^2} \\ &= GMm \left[\frac{-1}{r} \right]_{\infty}^r \\ w &= \frac{-GMm}{r} \end{aligned}$$

\therefore Gravitational potential energy on the earth's surface, $w = \frac{-GMm}{r}$

Kinetic energy

Consider a body of mass, m , moving around the earth of mass, M , with velocity v .

$$\text{K.E of the body} = \frac{1}{2}mv^2$$

$$\text{Centripetal force} = \frac{mv^2}{r}$$

$$\text{But gravitational force of attraction} = \frac{GMm}{r^2}$$

$$\frac{mv^2}{r} = \frac{GMm}{r^2}$$

$$\frac{1}{2}mv^2 = \frac{1}{2} \frac{GMm}{r}$$

$$\text{K.E} = \frac{1}{2} \frac{GMm}{r}$$

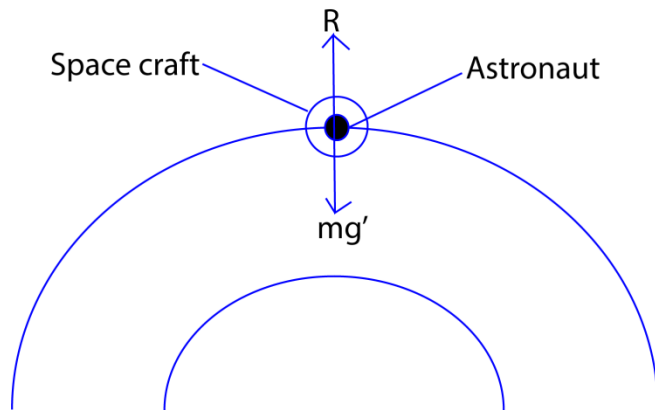
Total mechanical energy = K.E + P.E

$$\frac{1}{2} \frac{GMm}{r} + \frac{-GMm}{r}$$

$$\text{M.E} = \frac{GMm}{2r}$$

NB. For this reason, the moon is very cold. The sun has atmosphere because of the stronger gravitational attraction caused by its mass and a much higher escape velocity

Weightlessness



Let g' = acceleration due to gravity at a certain height

R = reaction of the space craft in contact with astronaut.

Consider a body moving in a space craft at a particular height of the orbit.

$$R = mg'$$

$$ma = mg' - R$$

$$\text{If } g' = a$$

$$mg' = ma$$

$$R = 0$$

Therefore the body becomes weightless

Example 4

A body of mass 15kg is moved from the earth's surface to a point 1.8×10^6 m above the earth. if the radius of the earth is 6.4×10^6 and the mass of 6.0×10^{24} kg, calculate the work done in taking the body to that point.

Solution

$$\text{Work done} = M \times \left[\frac{Gm}{a} - \frac{Gm}{b} \right]$$

$$a = 6.4 \times 10^6 \text{m}$$

$$b = 6.4 \times 10^6 + 1.8 \times 10^6 = 9.2 \times 10^6 \text{m}$$

$$\text{Work done} = 15 \times 6.67 \times 10^{-11} \times 6.0 \times 10^{24} \times \left[\frac{1}{6.4 \times 10^6} - \frac{1}{9.2 \times 10^6} \right] = 2.85 \times 10^8 \text{J}$$

Example 5

- With the aid of a diagram, describe an experiment to determine universal constant, G .
- If the moon moves around the earth in a circular orbit of radius = 4.0×10^8 m and takes exactly 27.3 days to go round once. Calculate the value of acceleration due to gravity g at the earth's surface.

Please find free new curriculum notes, exams and marking guides on digitlteachers.co.ug website

Solution

(c) From $\frac{GMm}{R^2} = M\omega^2 R$

But $Gm = gr_e^2$ and $\omega = \frac{2\pi}{T}$

$$\frac{gr_e^2}{R^2} = \frac{4\pi^2 R}{T^2}$$

$$g = \frac{4\pi^2 R^3}{T^2 r_e^2}$$

$$g = \frac{4 \times (3.14)^2 \times (4.0 \times 10^8)^3}{(27.3 \times 24 \times 3600)^2 \times (6.4 \times 10^6)^2}$$

$$g = 11.08 \text{ms}^{-1}$$

Example 6

- (a) Show how to estimate the mass of the sun if the period and orbital radius of one of its planet are known. The gravitational potential u_1 at the surface of a planet of mass M and radius R is given by $U = \frac{-GM}{M}$ where G is the gravitational constant.

Derive an expression for the lowest velocity, v_1 , which an object of mass, M , must have of the planet if it is to escape from the planet.

- (b) Communication satellites orbit, the earth in synchronous orbits. Calculate the height of communication satellite above the earth.

Solution

$$\frac{GMm}{R^2} = \frac{mv^2}{r}$$

Since $v = \omega r = \frac{2\pi r}{T}$

$$\Rightarrow GM = \frac{4\pi^2 r^3}{T^2}$$

$$r = \sqrt[3]{\frac{GMT^2}{4\pi^2}}$$

But $GM = gr_e^2$

$$r = \sqrt[3]{\frac{gr_e^2 T^2}{4\pi^2}} = \sqrt[3]{\frac{9.81 \times (6.4 \times 10^6)^2 \times (24 \times 3600)^2}{4\pi^2}}$$

$$= 4.24 \times 10^7 \text{m}$$

$$h = r - r_e = 4.24 \times 10^7 - 6.4 \times 10^6 \text{ m}$$

$$= 3.6 \times 10^7 \text{m}$$

Thank you
Dr. Bbosa Science